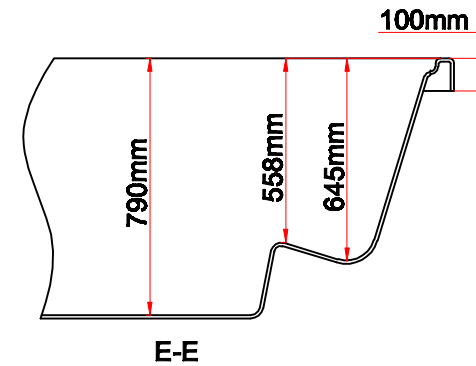
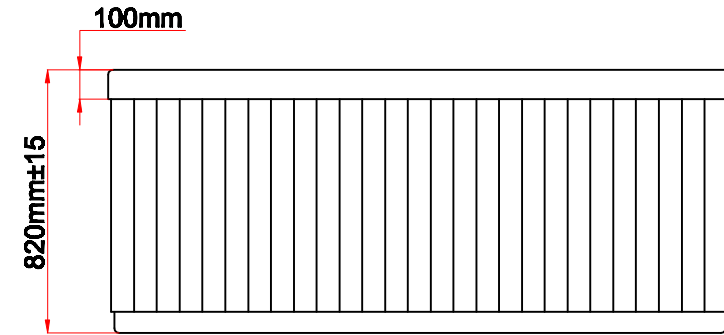
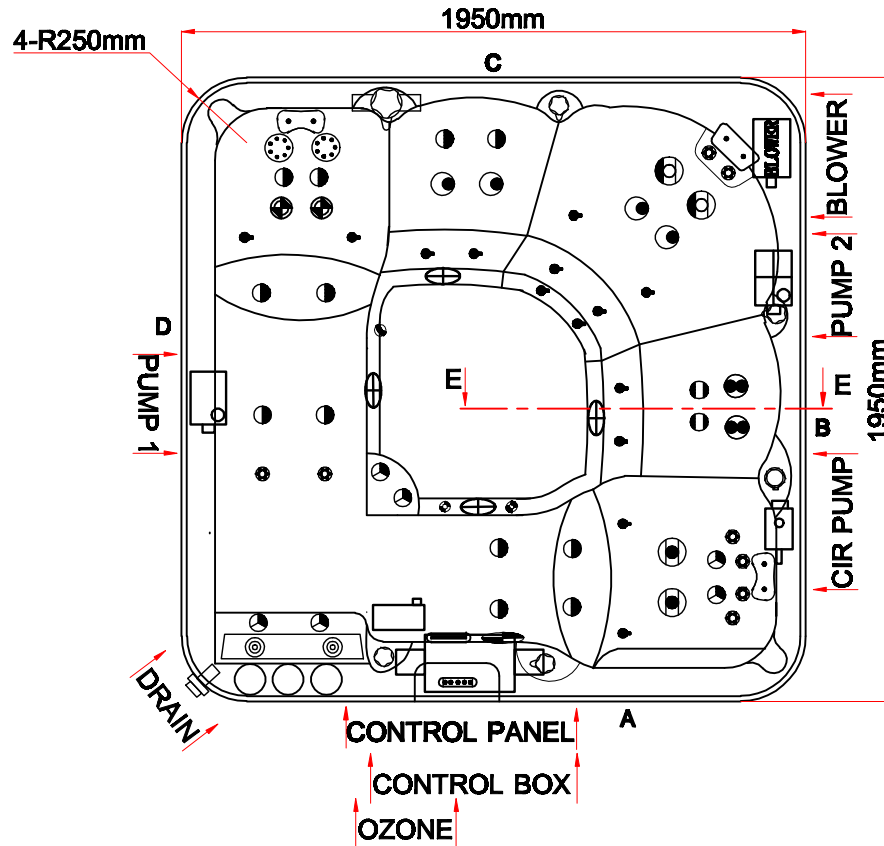




Model Name: OS 400

Business Plan



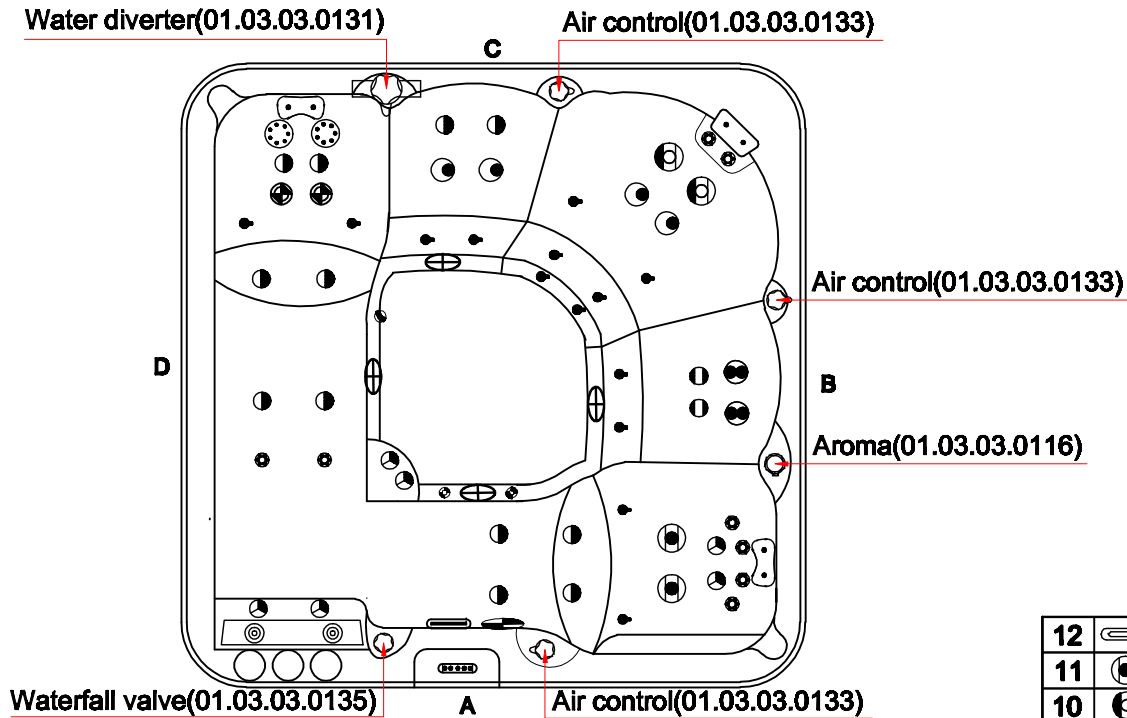
Notes: Due to manufacturing tolerances, there could be some minor differences between the actual spa and the drawing above. If site planning is critical to such tolerances, be sure to measure your actual spa. All specifications are subject to change without notice. Some components may be optional on your spa

Edition: 01/4/2012



Model Name:OS 400

Fitting



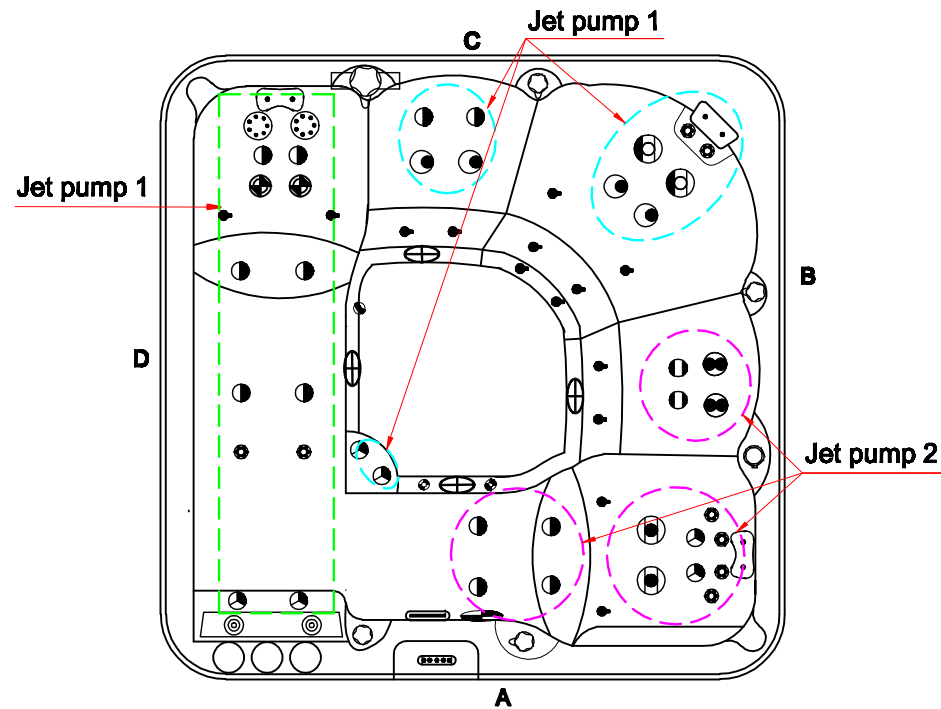
12		8"Waterfall	01.03.03.0110	1	pc
11		5"Jet Directional	01.03.04.0092	2	pcs
10		5"Single Pulse Jet	01.03.04.0093	2	pcs
9		5"Multi-port Face Twin Pulse Jet	01.03.04.0095	2	pcs
8		4"Twin Pulse Jet	01.03.04.0090	2	pcs
7		4"Jet Directional	01.03.04.0088	2	pcs
6		4"Single Pulse Jet	01.03.04.0089	4	pcs
5		Large 3"Twin Pulse Jet	01.03.04.0087	2	pcs
4		Large 3"Single Pulse Jet	01.03.04.0086	12	pcs
3		Large 3"Jet Directional	01.03.04.0085	6	pcs
2		2"Jet Directional	01.03.04.0078	8	pcs
1		Air Jet	01.03.04.0076	14	pcs
Edition:01/4/2012					

Notes:Due to manufacturing tolerances, there could be some minor differences between the actual spa and the drawing above. If site planning is critical to such tolerances, be sure to measure your actual spa. All specifications are subject to change without notice.Some components may be optional on your spa



Model Name: OS 400

Therapy Assignment



Note: Due to manufacturing tolerances, there could be some minor differences between the actual spa and the drawing above. If site planning is critical to each tolerance, be sure to measure your actual spa. All specifications are subject to change without notice. Some components may be optional on your spa.

Edition: 01/4/2012